



The ABCs  
of FTDS

Resource Guide for

Understanding

**FEDERAL  
TAX  
DEPOSITS**

# THE ABCS OF FTDS

It's a great feeling to have your own small business, isn't it? You're the boss! You have a lot of responsibility to your customers, your suppliers and your employees. You want your business to grow and to be successful. You constantly make decisions that affect your success. Each decision creates new opportunities and provides a new learning experience. You welcome the challenge!

Your employees are one of your business' most valuable resources. In paying their salary, you have the responsibility of withholding taxes from their paychecks. This withholding includes your employees' income tax and their share of FICA (Social Security and Medicare). You must periodically send this money to the Treasury on their behalf. This is called a "federal tax deposit."

You may be wondering why these federal tax deposits are so important. As you just read, the deposits are actually part of your employees' wages. Equally important, the law requires that these deposits be made periodically. You could be charged large penalties if you don't make them when they are due.

This course was developed to help you better understand the rules for making these employment tax deposits so you can avoid these penalties. In fact, you could be charged additional penalties if you don't file your employment tax returns on time and pay the money you owe.

Through this course, we intend to make this process easier to understand. We can't guarantee you'll never have problems again with tax deposits, that's up to you. We will provide you with some tips that will save you time and money—resources that you can then devote to making your business even more successful.

Good luck with your business!



# TABLE OF CONTENTS

Introduction	Why You are Here.....1 Money Saving Opportunity
Chapter One	Trust Fund Taxes Are Important.....2 Practical Exercise 1
Chapter Two	Federal Tax Deposit Rules for Form 941 Taxes.....4 Who must make deposits? What taxes must be deposited? When should you make Form 941 tax deposits? What's your deposit schedule? (Lookback Period) Summary of Steps to Determine your Deposit Schedule Exceptions to Deposit Schedules Flowchart: When to Deposit Form 941 Taxes Practical Exercise 2 Description of Deposit Schedules Monthly Schedule Semiweekly Schedule
Chapter Three	Federal Tax Deposit Rules for Form 940 Taxes.....12 Who makes deposits? What is deposited? When are deposits made?
Chapter Four	Where and How Federal Tax Deposits Are Made.....14 How are deposits made? How does the Manual Method work? How does the Electronic Method work? Customer Service Numbers for EFTPS Practical Exercise 3
Chapter Five	Federal Tax Deposit Penalties.....18 Practical Exercise 4
Chapter Six	Summary.....20  Glossary.....21  Answer Key for Practical Exercises Practical Exercise 1.....22 Practical Exercise 2.....22 Practical Exercise 3.....23 Practical Exercise 4.....23

# WHY YOU ARE HERE

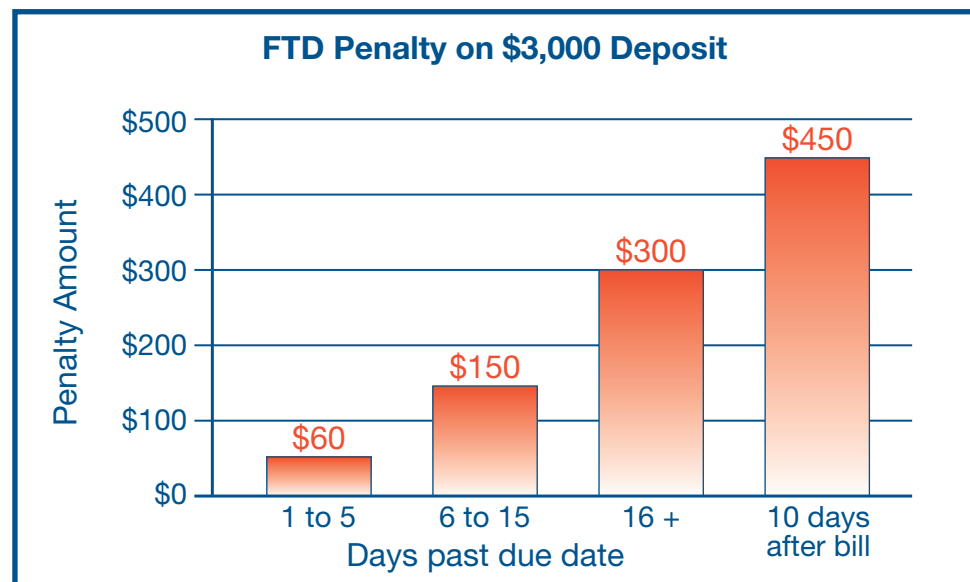
You are here to learn about making federal tax deposits. We are here to help you do that. Our goal is to give you the tools you need to:

- › Understand the special nature of employment taxes,
- › Compute the required deposit amounts for Form 941,
- › Determine your deposit schedules and deposit due dates for Forms 941 and 940,
- › Use the Electronic Federal Tax Payment System (EFTPS), and
- › Understand that penalties for late tax deposits are expensive.

As we've already mentioned, we'll be discussing the basics of federal tax deposits. We'll first look at what makes employment taxes different from other taxes, and we'll discuss the rules for depositing taxes related to Forms 941 and 940. Then, we'll outline the preferred methods used to make tax deposits, through your phone or internet, electronically. Finally, we'll explain the financial consequences of not making correct, timely deposits.

Use this Resource Guide to get familiar with the requirements for making tax deposits. By putting this information into practice, you may avoid the resulting penalties and interest. That means money in your pocket. After all, isn't that why you're in business?

To illustrate how much it will cost you to make your Federal Tax Deposits late, consider this example: Assume your monthly liability for withheld income tax, Social Security and Medicare tax, and your employer's matching share totals \$3,000 per month. Review the graph below to see how quickly the penalty for making late deposits increases. As you can see, using your trust fund taxes to finance your business can be very expensive.



## TRUST FUND TAXES ARE IMPORTANT

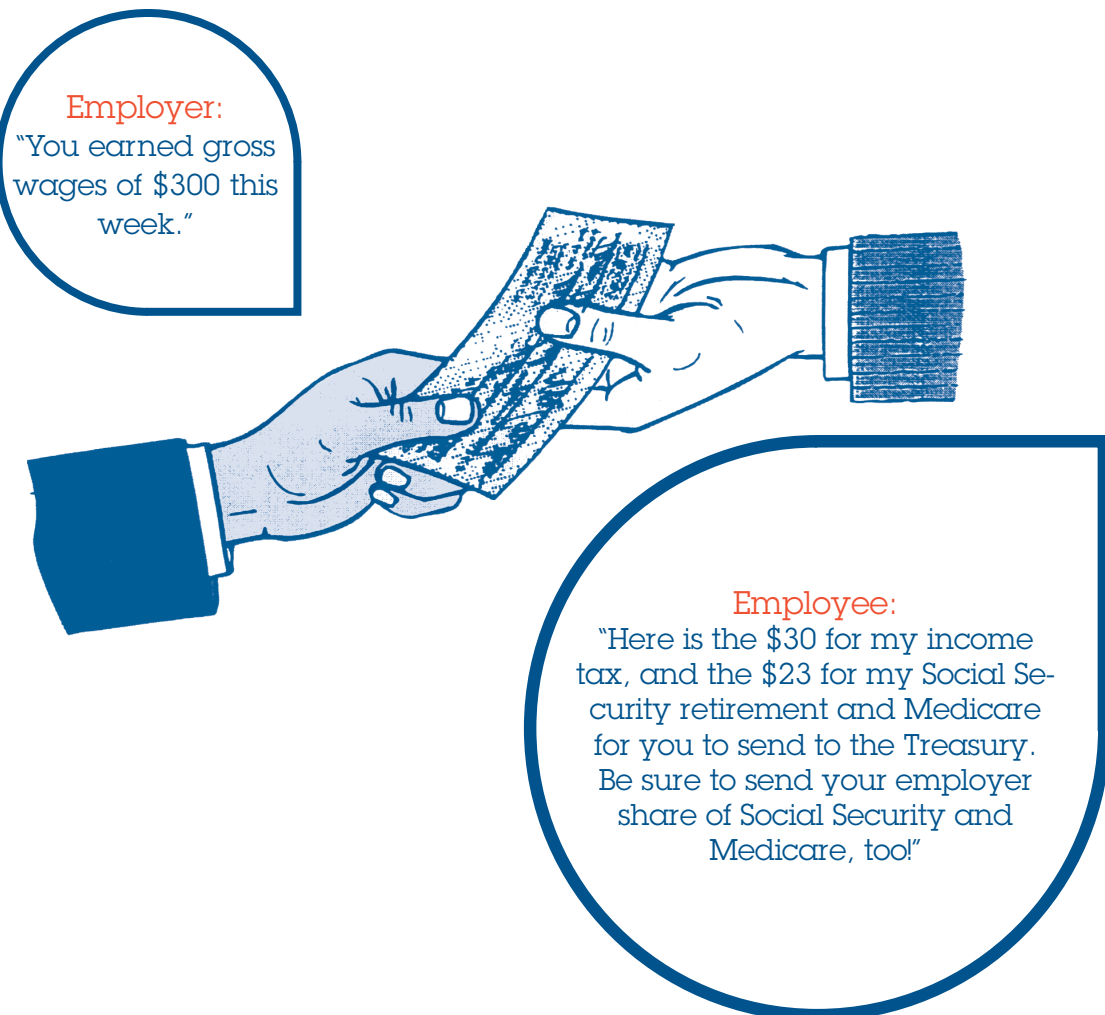
### **What it Means**

Trust Fund Tax: Money withheld from an employee's wages (Income, Social Security and Medicare taxes) by an employer and held in trust until paid to the Treasury.

When you pay your employees, you do not pay them all the money they earned. The income tax and the employees' share of FICA (Social Security and Medicare) you withhold from your employees' paychecks are the part of their wages you pay to the Treasury instead of to your employees. The portion of their wages you hold for transmitting to the Treasury is called "Trust Fund" taxes. Through this withholding, your employees pay their contributions toward their retirement benefits (Social Security and Medicare) and the income taxes reported on their own tax returns. Your employees' trust fund taxes, along with the employer's matching share of FICA, are paid to the Treasury through the Federal Tax Deposit (FTD) System.

As you can see, the part of your employees' wages that you do not give them is actually their money. You should deposit these amounts on time for their benefit. Postponing the tax deposit isn't the same as using your own money to make a late payment on your phone bill or to a supplier.

Congress established large penalties for employers that delay in turning over employment taxes to the Treasury. The longer you delay paying that money, the more it could cost you.



### **Employer:**

"You earned gross wages of \$300 this week."

### **Employee:**

"Here is the \$30 for my income tax, and the \$23 for my Social Security retirement and Medicare for you to send to the Treasury. Be sure to send your employer share of Social Security and Medicare, too!"

## Practical Exercise One

1 Which of the following are “trust fund” taxes?

- A. Withheld income taxes
- B. Employer’s portion of Social Security and Medicare
- C. Employee’s portion of Social Security and Medicare
- D. A and B
- E. A and C
- F. B and C

2 The trust fund portion of tax deposits belong to:

- A. Stockholders
- B. Business Owner
- C. Customers
- D. Employees

# FEDERAL TAX DEPOSIT RULES FOR FORM 941 TAXES

### What it Means

Form 941 (Employer's Quarterly Federal Tax Return): Return reporting federal income tax withheld, and employer and employee shares of Social Security and Medicare. The return is due the last day of the month following the end of the quarter.

FICA: Federal Insurance Contributions Act, which provides for Social Security and Medicare benefits.

Now that you understand federal tax deposits are important, you are ready to learn the rules for making the deposits.

### Who must make deposits?

Deposits are required if you file Form 941 with \$2,500 or more in taxes per quarter.

### What taxes must be deposited?

- › Income tax withheld from your employees
- › FICA (Social Security and Medicare) tax withheld from your employees
- › FICA (Social Security and Medicare) — the employer's share

### Alert Important Difference

- › Making deposits and filing employer returns with payments are not the same. Taxes are:
  - » **Reported** by filing, and
  - » **Paid** by depositing

Let's review this payroll record to compute the amount of taxes to be deposited for July.

XYZ COMPANY PAYROLL RECORD FOR JULY					
	COLUMN A	COLUMN B	COLUMN C	COLUMN D	COLUMN E
EMPLOYEE	GROSS WAGES	INCOME TAX WITHHELD	EMPLOYEE'S FICA	NET WAGES	EMPLOYER'S FICA
• JOE	\$ 1,000.00	\$ 150.00	\$ 76.50	\$ 773.50	\$ 76.50
• JANE	1,200.00	180.00	91.80	928.20	91.80
• JOHN	1,800.00	270.00	137.70	1,392.30	137.70
<b>TOTALS</b>	<b>\$ 4,000.00</b>	<b>\$ 600.00</b>	<b>\$ 306.00</b>	<b>\$ 3,094.00</b>	<b>\$ 306.00</b>

$$B + C + E = \text{Total Deposit Due}$$

$$600 + 306 + 306 = \$1,212$$

In this example, the employer would deposit \$1,212, the total of the income tax withheld, and both the employer's and employees' shares of FICA (Social Security and Medicare).

## When should you make Form 941 tax deposits?


The easiest way is to make a deposit the same day you make payroll, or anytime **no later than the deposit due date**.

- › If your total taxes for the quarter are less than \$2,500, they can be paid with the return or deposited by the return due date.
- › If your total taxes on Form 941 are \$2,500 or more, you'll need to determine which deposit schedule to follow.

## What is your deposit schedule?

To determine your deposit schedule, you need to review the amounts of tax reported on your earlier Forms 941. This will establish your "lookback period," which is the 12-month period ending June 30 of the previous year. For 2007 taxes, you need to look back from July 1, 2005 to June 30, 2006. In other words, you look back to the last two quarters of 2005 and the first two quarters of 2006.

<b>Lookback period for 2007 Deposits</b>	
JULY 1, 2005 THROUGH JUNE 30, 2006	
<b>2005</b>	<b>2006</b>
THIRD & FOURTH QUARTERS	FIRST & SECOND QUARTERS
7/1/05 THROUGH 9/30/05	1/1/06 THROUGH 3/31/06
10/1/05 THROUGH 12/31/05	4/1/06 THROUGH 6/30/06

 **Alert** If you are a new employer and had no employees during the lookback period, you are automatically a Monthly Schedule Depositor. Two exceptions to this rule are covered later in this chapter.

After you determine your lookback period, you need to total the taxes reported on Forms 941 during this period. Once you determine your total tax during the lookback period, it is easy to determine your deposit schedule:

- › If total taxes are \$50,000 or less, you make **Monthly Schedule Deposits**.
- › If total taxes are greater than \$50,000 you make **Semiweekly Schedule Deposits**.

### What it Means

**Lookback Period:** A 12-month period that ends June 30 of the prior year.

The total tax liability reported during the lookback period is used to determine which deposit schedule a business uses during the current year:

\$50,000 or less – follow the Monthly Deposit Schedule

More than \$50,000 – follow the Semiweekly Deposit Schedule



Let's go over an example to help determine your deposit schedule for 2007. Since the Lookback period is July 1, 2005, to June 30, 2006, we need to add the taxes from Forms 941 for the third and fourth quarters of 2005 and the first and second quarters of 2006.

Form **941 for 2005: Employer's Quarterly Federal Tax Return** (Rev. January 2005) OMB No. 1545-0029

Report for this Quarter ... (Check one)

1: January, February, March  
 2: April, May, June  
 3: July, August, September  
 4: October, November, December

9 Advance earned income credit (EIC) payments made to employees . . . . . 9 . . . . .

10 Total taxes after adjustment for advance EIC (lines 8 - 9 = line 10) . . . . . 10 **\$10,000**

11 Total deposits for this quarter, including overpayment applied from a prior quarter . . . . . 11

12 Balance due (lines 10 - 11 = line 12) Make checks payable to the United States Treasury . . . . . 12

13 Overpayment (If line 11 is more than line 10, write the difference here.) . . . . .

Check one  Apply to next return.  Send a refund.

**A**

Form **941 for 2005: Employer's Quarterly Federal Tax Return** (Rev. January 2005) OMB No. 1545-0029

Report for this Quarter ... (Check one)

1: January, February, March  
 2: April, May, June  
 3: July, August, September  
 4: October, November, December

9 Advance earned income credit (EIC) payments made to employees . . . . . 9 . . . . .

10 Total taxes after adjustment for advance EIC (lines 8 - 9 = line 10) . . . . . 10 **\$9,000**

11 Total deposits for this quarter, including overpayment applied from a prior quarter . . . . . 11

12 Balance due (lines 10 - 11 = line 12) Make checks payable to the United States Treasury . . . . . 12

13 Overpayment (If line 11 is more than line 10, write the difference here.) . . . . .

Check one  Apply to next return.  Send a refund.

**B**

Form **941 for 2006: Employer's Quarterly Federal Tax Return** (Rev. January 2006) OMB No. 1545-0029

Report for this Quarter ... (Check one)

1: January, February, March  
 2: April, May, June  
 3: July, August, September  
 4: October, November, December

9 Advance earned income credit (EIC) payments made to employees . . . . . 9 . . . . .

10 Total taxes after adjustment for advance EIC (line 8 - line 9 = line 10) . . . . . 10 **\$5,000**

11 Total deposits for this quarter, including overpayment applied from a prior quarter . . . . . 11

12 Balance due (If line 10 is more than line 11, write the difference here.) . . . . . 12

13 Overpayment (If line 11 is more than line 10, write the difference here.) . . . . .

Check one  Apply to next return.  Send a refund.

**C**

Form **941 for 2006: Employer's Quarterly Federal Tax Return** (Rev. January 2006) OMB No. 1545-0029

Report for this Quarter ... (Check one)

1: January, February, March  
 2: April, May, June  
 3: July, August, September  
 4: October, November, December

9 Advance earned income credit (EIC) payments made to employees . . . . . 9 . . . . .

10 Total taxes after adjustment for advance EIC (line 8 - line 9 = line 10) . . . . . 10 **\$11,000**

11 Total deposits for this quarter, including overpayment applied from a prior quarter . . . . . 11

12 Balance due (If line 10 is more than line 11, write the difference here.) . . . . . 12

13 Overpayment (If line 11 is more than line 10, write the difference here.) . . . . .

Check one  Apply to next return.  Send a refund.

**D**

Quarter	Tax from Line 10, Form 941
<b>A</b> THIRD 2005	\$ 10,000
<b>B</b> FOURTH 2005	+ 9,000
<b>C</b> FIRST 2006	+ 5,000
<b>D</b> SECOND 2006	+ 11,000
<b>E</b> TOTAL TAX IN LOOKBACK PERIOD =	\$ 35,000

In this example, the total taxes (line E) during the lookback period were \$35,000. Since this is less than \$50,000, the business will be a monthly schedule depositor for 2007.

## Summary of Steps to Determine Your Deposit Schedule

1. Identify lookback period.
2. Add the total taxes (line 10 of Form 941) you reported during the lookback period.
3. Determine your deposit schedule:

### What it means

Deposit Period – The period of time during which an employer accumulates tax liability for paying to the Treasury on the next due date. Deposit periods vary depending on which deposit schedule the employer must follow.

If the total taxes you reported in the lookback period were...	Then you are a...
\$50,000 or less	<b>Monthly</b> Schedule Depositor
More than \$50,000	<b>Semiweekly</b> Schedule Depositor

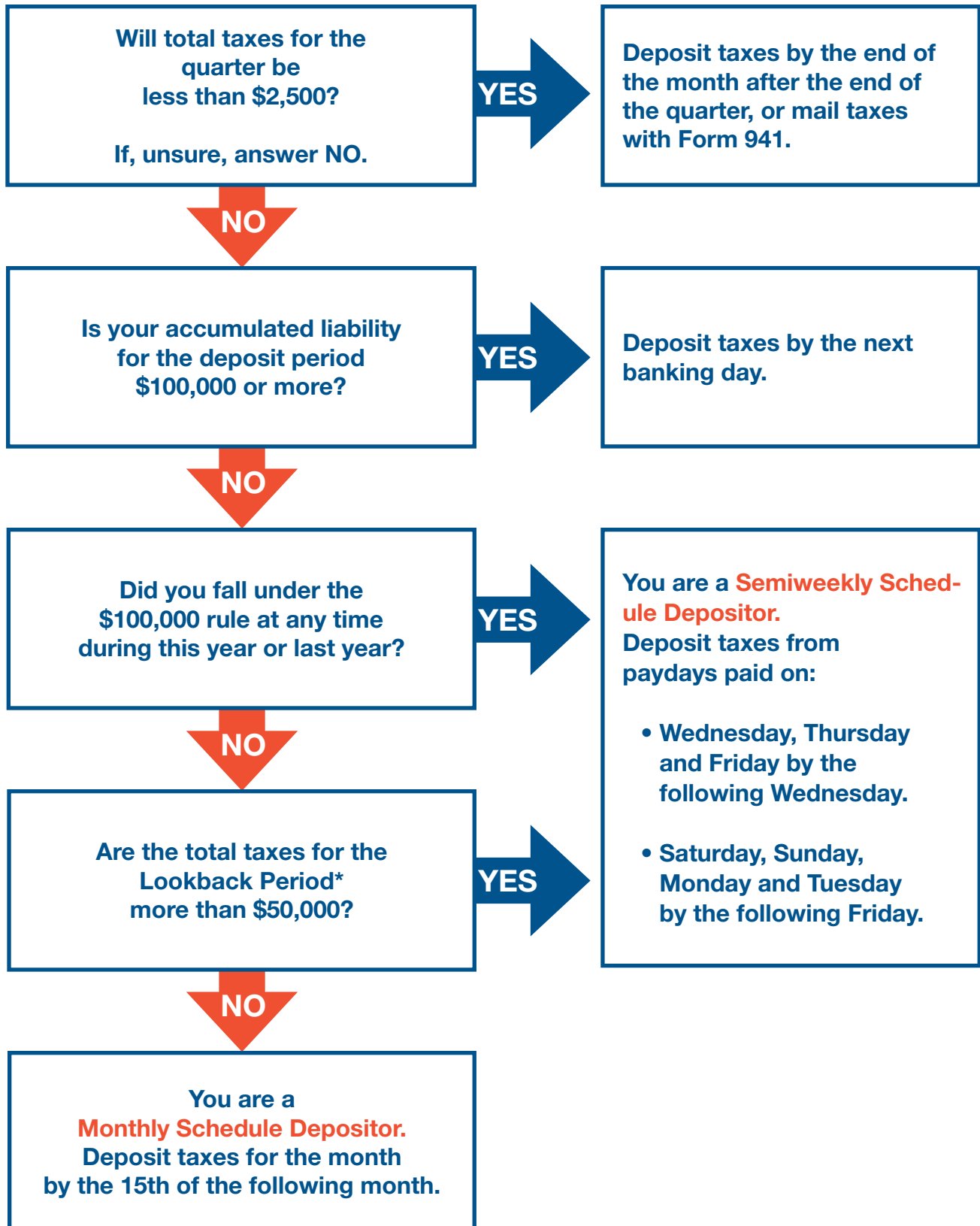
**Alert** Employers are required to determine their own deposit schedule. Deposit schedules remain the same for the entire calendar year unless you meet one of the exceptions explained below.

## Exceptions to Deposit Schedules

1. \$100,000 Next- Day Deposit Rule:
  - » If, during any deposit period, you accumulate a tax liability of \$100,000 or more, you must make a deposit by the next banking day.
  - » Once you meet the \$100,000 next-day rule, you follow the semiweekly schedule for all deposits less than \$100,000. You are a semiweekly schedule depositor for the rest of the year, and during all of the next calendar year.
2. Banking Days
  - » If your deposit is due on a non-banking day, make it by the close of the next banking day.
  - » Federal and state bank holidays, Saturdays and Sundays are non-banking days.

**Helpful hint:** Use the easy-to-follow flow chart on the next page to help you determine your deposit schedule.

### When to Deposit Form 941 Employment Taxes



## Practical Exercise Two

- 1 To determine when deposits are due for 2007, compute the tax liability in the Lookback period using the information from the following list of Form 941s and the chart below.

Form 941 Quarter	Tax
FIRST 2005	\$9,200
SECOND 2005	\$8,800
THIRD 2005	\$8,000
FOURTH 2005	\$8,500
FIRST 2006	\$9,000
SECOND 2006	\$9,090
THIRD 2006	\$9,100
FOURTH 2006	\$9,300

	Quarter	Total taxes from Form 941
A		+
B		+
C		+
D		+
E	Total	=

- 2 Based on your answer to Question 1, which deposit schedule would you follow in making your FTDs?

- A. Quarterly
- B. Semiweekly
- C. Monthly

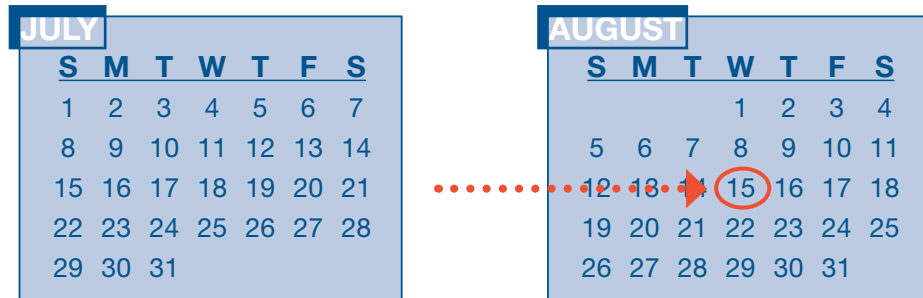
- 3 Which deposit schedule would you follow in making your FTDs if this is the first quarter that the business has employees and the tax liability was \$5,000 for the quarter?

- A. Quarterly
- B. Semiweekly
- C. Monthly

## Description of Deposit Schedules

Now that you know how to determine if you are a Monthly Schedule Depositor or a Semiweekly Schedule Depositor, you are ready to learn the deposit requirements for each schedule.

1. Monthly Schedule Depositors — Deposit each month’s taxes by the 15th of the next month.



Deposits for payroll paid any day in July are due on (or before) August 15.

2. Semiweekly Schedule Depositors — Most employers will make deposits on Wednesdays or Fridays, depending on when you pay payroll.

**ANY WEEK**

SUN	MON	TUE	WED	THU	FRI	SAT
						Payday
Payday	Payday	Payday			Deposit	

For wages paid Saturday, Sunday, Monday or Tuesday, deposit taxes by following Friday.

**Alert** “Semiweekly” depositors only have to make deposits twice a week if they pay payroll more than once a week. For example, if you paid hourly employees on Fridays, and salaried employees on the 5th and 20th of a month, you may end up with two different payday’s in a week, and could have to make one deposit on Wednesday and another on Friday.

**ANY WEEK**

SUN	MON	TUE	WED	THU	FRI	SAT
			Payday	Payday	Payday	
			Deposit			

For wages paid Wednesday, Thursday, or Friday, deposit taxes by following Wednesday.



## Remember!

1. Deposits can be made anytime from payday through the deposit due date.
2. Deposit rules are based on when wages are **paid**, not **earned**. (For example, a monthly schedule depositor with wages **earned** in June but **paid** in July, must deposit by August 15.)
3. The terms “**Monthly Schedule Depositor**” and “**Semiweekly Schedule Depositor**”:
  - » **DO** refer to which set of rules you should follow to make deposits, but
  - » **DON'T** refer to how often you pay wages, or make deposits.
4. A **Monthly Schedule Depositor** deposits taxes from all paydays in a month by the 15th of the next month, even if they pay wages every week.
5. A **Semiweekly Schedule Depositor** deposits taxes by the Wednesday or Friday following payday, even if they pay wages only once a month.
6. **Deposit Periods**—period of time that undeposited taxes are accumulated for payment to the Treasury:
  - » Calendar month for **Monthly Schedule Depositors**;
  - » Wednesday through Friday, or Saturday through Tuesday for **Semiweekly Schedule Depositors**.

# FEDERAL TAX DEPOSIT RULES FOR FORM 940 TAXES

In addition to Form 941 taxes, employers are also responsible for Federal Unemployment Tax Act (FUTA) taxes which are reported on Form 940. Only the employer pays FUTA—it is not deducted from employees' wages and is not a trust fund tax.

Form **940 for 2006: Employer's Annual Federal Unemployment (FUTA) Tax Return** 850106  
 Department of the Treasury — Internal Revenue Service OMB No. 1545-0028

(EIN) Employer identification number   -

Name (not your trade name)

Trade name (if any)

Address   
Number Street Suite or room number

City State ZIP code

**Type of Return**  
 (Check all that apply.)

a. Amended

b. Successor employer

c. No payments to employees in 2006

d. Final: Business closed or stopped paying wages

Read the separate instructions before you fill out this form. Please type or print within the boxes.

**Part 1: Tell us about your return. If any line does NOT apply, leave it blank.**

1 If you were required to pay your state unemployment tax in ...

1a One state only, write the state abbreviation . . . . . 1a

- OR -

1b More than one state (You are a multi-state employer) . . . . . 1b  Check here. Fill out Schedule A.

2

**Part 2: Determine your FUTA tax before adjustments for 2006. If any line does NOT apply, leave it blank.**

3 Total payments to all employees . . . . . 3

**What it means**

Form 940, Employer's Annual Federal Unemployment Tax Return—Return reporting federal unemployment tax, due January 31st of the following year.

### Who must make deposits?

An employer with more than \$500 in undeposited FUTA tax at the end of any quarter. This includes any FUTA tax that was not deposited in a prior quarter during the calendar year.

### How is the amount of deposit determined?

The tax applies only to the first \$7,000 paid to each employee each year (see Publication 15: Circular E Employers Tax Guide for additional information). Generally, you will multiply the wages by .008 (.8%) to determine FUTA tax liability. This may differ if any wages subject to federal unemployment tax are exempt from state unemployment tax. Circular E and the instructions for Form 940 provide more information.

Let's look at this example to determine how to compute the FUTA tax deposit for the first quarter of the year.

Payroll for Quarter Ending March 31				
A	B	C	D	E
EMPLOYEE	GROSS WAGES	WAGES SUBJECT TO STATE TAX	WAGES SUBJECT TO FEDERAL TAX (UP TO \$7,000 PER EMPLOYEE PER YEAR)	FUTA TAX (COLUMN D x .008)
Joe	\$6,000	\$6,000	\$6,000	\$48
Jane	\$8,000	\$8,000	\$7,000	\$56
John	\$5,000	\$5,000	\$5,000	\$40
<b>TOTAL</b>	<b>\$19,000</b>	<b>\$19,000</b>	<b>\$18,000</b>	<b>\$144</b>

The \$144 undeposited tax is \$500 or less, and can be held over to the next quarter

### When are deposits made?

Your deposit schedule depends on the amount of your tax liability at the end of a quarter.

- › You should make quarterly deposits when undeposited taxes reach more than \$500. The deposit is due the last day of the month following the end of the quarter.
- › In the example above, the \$144 undeposited tax is \$500 or less, and can be held over to the next quarter. If annual tax is \$500 or less, it can be paid with the 940 return or deposited by the return due date.



# WHERE AND HOW TO MAKE FEDERAL TAX DEPOSITS

## How are deposits made?

Deposits can be made through the Electronic Federal Tax Payment System (EFTPS). The taxpayer is guided through the payment steps. You may make payments through the Internet at [www.eftps.gov](http://www.eftps.gov) or call 1-800-555-4477.

## How are deposits made manually?

In an emergency or as a back-up you may:

1. Complete a Federal Tax Deposit Coupon, Form 8109.
2. Mail or deliver the Form 8109, deposit coupon with your payment so that it will arrive at the bank no later than the deposit due date.

If you use a coupon, you may make your federal tax deposits at any authorized financial institution. **Do Not** send your federal tax deposit coupons directly to the IRS as it will delay getting the money into the Treasury.

## How do I get the Form 8109 deposit coupon book?

New employers are automatically enrolled in EFTPS after applying for an Employer Identification Number (EIN). You may order preprinted coupons with your name, address and EIN by calling 1-800-829-4933. Allow 5–6 weeks for coupon delivery.

## How do I make electronic federal tax deposits?

Use your phone or internet to access the Electronic Federal Tax Payment System (EFTPS). You can arrange for your tax deposits to be transferred directly from your existing bank account to the Treasury. This system is to using the paper-based FTD coupon method for making deposits. Any federal tax can be deposited electronically through EFTPS.

EFTPS is a service provided free by the Department of Treasury, and uses the highest security available. Any federal tax can be deposited electronically through EFTPS.

## Do I need to obtain special equipment in order to use EFTPS?

No, you may use any telephone, your personal computer with internet access, to input your tax deposit information. You can pay online at our website: [www.eftps.gov](http://www.eftps.gov).


### What it means

Employer Identification Number (EIN): A permanent identification number assigned to each business to use when making tax deposits and for filing all required tax returns.

## How does EFTPS actually work?

You make contact with EFTPS by telephone, using a toll-free phone number, or by visiting the EFTPS website, [www.eftps.gov](http://www.eftps.gov). This automated system is available 24 hours a day, seven days a week. You should initiate your payment no later than 2:00 p.m. Eastern Time the business day before your deposit is due. After establishing contact:

- › Enter your EIN and a personal identification number (PIN) and internet password.
- › Enter the amount, form number, tax period and the date you want the money withdrawn from your account.
- › Your funds will be transferred from your account directly to the U.S. Treasury account on the date you specify, for the amount you specify. No one has unauthorized access to your account information.

 **Alert** When using EFTPS, make sure your bank account contains sufficient funds to cover your tax transfer.

## How do I sign up for EFTPS?

Enroll online at [www.eftps.gov](http://www.eftps.gov), or call 1-800-555-4477 to request an enrollment form. After you complete the enrollment form, EFTPS will send you a Confirmation Packet, including a step-by-step Payment Instruction Booklet and the telephone numbers for accessing EFTPS.

## Does the EFTPS system have safeguards to prevent unauthorized access?

When you use EFTPS, you receive a personal identification number (PIN), that must be used in combination with your EIN to gain access to EFTPS. You have complete and exclusive control over your PIN. The IRS does not have access to your PIN. And if you make your payments online, you will also use an Internet Password, as an additional safeguard when using the Internet.

## How do I prove that I have made an electronic deposit?

With EFTPS, you will receive an immediate acknowledgment number when you complete the transaction. The acknowledgment number will verify you have timely initiated your payment. In addition, the funds transfer will appear on your bank statement.

### **Will I be charged a fee for using EFTPS?**

The government does not charge a fee for originating direct transactions through EFTPS. Most banks do not charge a fee for processing EFTPS payments. However, if the bank does charge a fee, it's usually no more than the cost of processing a paper check. You should check with your financial institution to learn if it will charge a fee.

### **Can I schedule payments in advance?**

Yes. You can go online or call to schedule a business tax payment up to 120 days in advance of the due date. On the date you indicate, the funds will be transferred to make your payment per your instructions.

### **Can I use EFTPS for personal tax payments?**

Yes. EFTPS is available to all taxpayers. You would enroll separately as an individual and you could make your personal tax payments through EFTPS.

### **Do I have access to my payment history?**

Yes. With EFTPS, you have access to the last 16 months of your payment history online or by phone. The history feature shows when payments were made, the amounts, the taxes paid, and the acknowledgement numbers for each payment.

### **What are the advantages of using EFTPS?**

- › You don't have to write a check or mail a letter.
- › You don't have to make a last minute trip to the bank just to make a deposit.
- › You can make an arrangement in advance to make a transfer on the day before it is due.
- › It allows you to use your time more efficiently.

### **Customer Service telephone numbers for EFTPS**

This service is available 24 hours a day, 7 days a week:

English            1-800-555-4477

Spanish            1-800-244-4829

TDD                1-800-733-4829

### Practical Exercise 3

Compute the amount of tax to be deposited for the month of April using the information below.

MONTH FICA	WAGES	INCOME TAX WITHHELD	EMPLOYEES' WITHHELD
APRIL	\$10,000	\$1,500	\$765.00
MAY	\$9,000	\$1,400	\$688.50
JUNE	\$11,000	\$1,600	\$841.50
TOTAL	\$30,000	\$4,500	\$2,295.00

*This information would be used to make the deposit by EFTPS. You would simply go online or call the toll-free number, and provide your Employer Identification Number and PIN, and the information required on the Form 8109.*

## FEDERAL TAX DEPOSIT PENALTIES

As you previously learned, it is important to make timely federal tax deposits because most of the money belongs to your employees. If you make these deposits late, you will receive a penalty. This penalty is called a “failure to deposit” penalty and is computed by multiplying the amount of tax you have underpaid by a penalty percentage rate based on how many days late you make the deposit.

### At a Glance

Failure to Deposit Penalty Rates for Unpaid Tax:

1-5 days late: 2%

6-15 days late: 5%

16 or more days late: 10%

More than 10 days after the first IRS bill: 15%

### Failure to Deposit Penalty Percentage Rates

NUMBER OF DAYS LATE	PERCENTAGE RATE UNDERPAYMENT	PENALTY ON \$3,000
1-5	2%	\$60
6-15	5%	\$150
16 +	10%	\$300
More than 10 days after first IRS bill	15%	\$450

In addition to the above deposit penalties, you will also be subject to penalties if you late file your Forms 940 or 941, or don't pay the amount due on the return:

### Other Penalties

	RATE	MAXIMUM
Failure To File Penalty	4.5% per month of unpaid tax	22.5%
Failure To Pay Penalty	1/2 % per month of unpaid tax, then 1% after Notice of Intent to Levy	25%

**Reminder:** In addition to penalties, you also must pay interest. Interest rates are set quarterly. For example, the interest rate has recently varied between 8–10%. You will continue to pay interest until you pay all the money you owe the government.

As a business person, you regularly have to make decisions regarding the financing of your business, especially during periods when you face a cash flow problem. You may rely on your banker for this financing. However, you may also consider using unpaid tax deposits. To do this, you wouldn't deposit your employees' withholding. This means you would get penalties. Let's assume you need \$10,000 for a year and compare three different ways of obtaining the needed money.

**OPTION A:** Bank financing at 16%

\$ 10,000 + \$ 1,600 Interest = \$ 11,600

**OPTION B:** Use a credit card at 18%

\$ 10,000 + \$ 1,800 Interest = \$ 11,800

**OPTION C:** Use the Trust Fund Taxes

\$ 10,000

+\$ 1,500 Deposit Penalty 15%

+\$ 1,200 Failure to Pay Penalty 1% per month

+\$ 900 Interest

= \$ 13,600

Not only is it wrong to use trust fund monies to finance your operations, it can also be the most expensive alternative.

## Practical Exercise 4

Please indicate whether each statement is true or false.

T F

- 1 Employer has \$2,500 in tax liability for the quarter. As long as deposits are made by the return due date, there is no deposit penalty.
- 2 The penalty for late deposits varies depending on how late the deposit is made—the amount increases the later the deposit is made.
- 3 The penalty for late deposits is 10% of the amount of the undeposited tax, no matter when it is paid.
- 4 There are additional penalties on taxes that are not paid or returns not filed by the due date of the return.

## SUMMARY

You have learned the “ABCs” of FTDs — the basic rules for making federal tax deposits of employment taxes. In a nutshell:

### WHO is required to make deposits?

Employers with an employment tax liability of \$2,500 or more in any calendar quarter.

### WHAT is required to be deposited?

Employees’ federal income tax and FICA withholding along with the employer’s share of FICA.

### WHEN must the deposits be made?

It depends on the employer’s deposit schedule. Generally, new employers and small employers will have a monthly schedule. Under the monthly rule, each month’s taxes are required to be deposited on or before the 15th day of the following month.

Under the semi-weekly rule, the deposits are due based on a schedule which divides the calendar week into two (semi-weekly) sections.

- › The deposit for a pay date of Wednesday, Thursday or Friday must be made on or before the following Wednesday.
- › The deposit for a pay date of Saturday, Sunday, Monday or Tuesday must be made on or before the following Friday.

### HOW is the money deposited?

Electronically by telephone or internet through EFTPS. Remember that EFTPS is a free, convenient, time efficient way to deposit taxes.

If you choose to use a paper coupon, you may contact the IRS to order.

Form 941 taxes are part of your employee’s wages or salaries, which is being entrusted to you to pay to the Treasury. It is your employee’s income tax, Social Security tax and Medicare, along with your (the employers’) matching portion of Social Security and Medicare tax. That is why the employees’ portions are called “Trust Fund Taxes.” Form 940 taxes are paid by you, the employer, to provide for unemployment compensation to workers who have lost their jobs.

You also learned there are costly penalties for not making the required federal tax deposits. Good business practices dictate that paying penalties is not the best use of your valuable financial resources.

Thank you for taking this opportunity to become better acquainted with the federal tax deposit system. Best wishes for success in your business.

### For additional information

In addition to your tax advisor, you may obtain IRS assistance through the following:

- › EFTPS website: [www.eftps.gov](http://www.eftps.gov)
- › EFTPS Customer Service: 800-555-4477
- › IRS web site: [www.irs.gov](http://www.irs.gov)
- › Toll free telephone: 800-829-1040
- › Face to face: local IRS office
- › Publications: Publication 15, Circular E, Employer’s Tax Guide.

# GLOSSARY

**BANKING DAY** – The portion of a financial institution’s business day where the banking transaction date is the same as the calendar date. A banking day does not include Saturdays, Sundays, and state and Federal holidays. In addition, a banking day generally ends at 2:00 PM even though the institution may remain open until a later time.

**CIRCULAR E, Employer’s Tax Guide (Publication 15)** – IRS publication which provides information to employers regarding their responsibilities for federal taxes. It also contains tables for income tax withholding.

**DEPOSIT PERIOD** – The period of time during which an employer accumulates tax liability for paying to the Treasury on the next due date. Deposit periods vary depending on which deposit schedule the employer follows (see monthly deposit schedules and semi-weekly deposit schedules).

**EIN (Employer Identification Number)** – A permanent, nine-digit number IRS issues to each business to identify the business’ tax account. A business should have only one EIN and should use it when making tax deposits and filing all required federal tax returns.

**EFTPS (Electronic Federal Tax Payment System)** – A free system provided by Treasury that allows for the electronic transfer of funds from taxpayer accounts directly to the Treasury’s general account. This is a convenient, time-saving method for employers to make their required Federal Tax Deposits using a telephone or internet.

**FEDERAL TAX DEPOSIT SYSTEM** – Method established for transferring taxes from the business to the Treasury. Deposits can be made directly from your bank account to the Treasury by phone or internet using EFTPS.

**FICA (Federal Insurance Contributions Act)** – A law that provides for Social Security and Medicare benefits.

**FORM 940, Employer’s Annual Federal Unemployment Tax Return** – Return reporting federal unemployment tax, due January 31st after the tax year ends.

**FORM 941, Employer’s Quarterly Federal Tax Return** – Return reporting federal income tax withheld, and employer and employee shares of Social Security and Medicare. It is due the last day of the month following the end of the quarter.

**FORM 8109, Federal Tax Deposit Coupon** – Used for making deposits of federal taxes to an authorized depository as a backup to EFTPS.

**FTD – Federal Tax Deposit**

**FUTA – Federal Unemployment Tax Act**

**LOOKBACK PERIOD** – A 12-month period, covering four quarters, ending June 30 of the prior year. The total tax liability reported on Form 941 during that period is reviewed annually to determine which Deposit Schedule an employer is to follow for the current calendar year.

**MONTHLY SCHEDULE DEPOSITS** – The Federal Tax Deposit Schedule followed by those employers whose total taxes were \$50,000 or less during their most recent “Lookback Period.” Tax deposits for payrolls paid during one month are due by the 15th day of the next month.

**SEMIWEEKLY SCHEDULE DEPOSITS** – The Federal Tax Deposit Schedule followed by those employers whose total payroll taxes were more than \$50,000 during their most recent “Lookback Period.” Tax deposit for payroll paid during the deposit period from Wednesday through Friday are due by the following Wednesday. Tax deposits for payroll paid during the deposit period from Saturday through Tuesday are due by the following Friday.

**TRUST FUND TAX** – The money an employer is required to withhold from an employee’s wages (Federal Income Tax Withheld, Social Security and Medicare taxes) and periodically pay to the Treasury. Federal income tax withheld is then credited against tax due on employees’ individual tax returns. Social Security and Medicare withheld are the employees’ contribution toward retirement and hospital benefits.



# ANSWER KEY FOR PRACTICAL EXERCISES

## Practical Exercise 1, page 3

1. The correct answer is E, A and C
  - A. Withheld income taxes are taken out of employees' paychecks and held in trust to be turned over to the Treasury. This is only part of the correct answer.
  - B. Employer's portion of Social Security and Medicare is not taken out of employees' paychecks. It is an additional cost of having employees, but is not a trust fund tax.
  - C. Employee's portion of Social Security and Medicare has been withheld from the employee's paycheck, and is held in trust to be turned over to the Treasury. This is only part of the correct answer.
  - D. A and B are incorrect because the employer's portion of Social Security and Medicare is not a trust fund tax.
  - E. A and C are correct because Withheld income taxes and the Employee's portion of Social Security and Medicare are taken out of employee's paycheck and held in trust until they are turned over to the Treasury.
  - F. B and C are not correct because the employer's portion of Social Security and Medicare is not a trust fund tax.
2. The correct answer is D, since the trust fund deposits are actually money withheld from the employee's paycheck.

## Practical Exercise 2, page 9

	Quarter	Total Taxes from Form 941
A	3RD QUARTER 2005	+ \$8,000
B	4TH QUARTER 2005	+ \$8,500
C	1ST QUARTER 2006	+ \$9,000
D	2ND QUARTER 2006	+ \$9,090
E	Total Tax in Lookback Period	
	A + B + C + D	= \$34,590

1. The Lookback Period for 2007 is the 12-month period from July 1, 2005 through June 30, 2006. Add up the taxes reported on Forms 941 for the Third and Fourth Quarters of 2005 and the First and Second Quarters of 2006.
2. The correct answer is C, the Monthly Schedule. Since the total tax in the Lookback Period was less than \$50,000, the Monthly Schedule would be followed. The Quarterly Schedule would only be used if the total tax for the quarter was under \$2,500. The Semi-weekly Schedule would be used if the total tax during the Lookback Period was more than \$50,000.

3. The correct answer is C, the Monthly Schedule. Their total tax for the quarter is more than \$2,500, so the tax deposits must be made. If an employer did not have any employees during the Lookback Period, their total tax for that time was -0-. A New Employer follows the Monthly Schedule for deposits unless they meet the \$100,000 rule. (See page 6.)

### **Practical Exercise 3, page 17**

1. The correct answer is \$3,030. The tax deposit due would be the total of the income tax withheld of \$1,500, the employees' withheld FICA of \$765.00, and the employer's matching share of FICA of \$765.

### **Practical Exercise 4, page 19**

1. True. If there is \$2,500 or more in total tax for the quarter, the employer must follow the Monthly or Semiweekly Schedule for deposits.
2. True. There is a four step penalty for late deposits, from 2% to 15%, depending on how late the deposit is made.
3. False. The penalty is 10% if the deposit is 16 or more days late, but has been deposited before 10 days after the employer receives a bill. If the deposit is made earlier, the penalty is smaller. If the deposit is made after 10 days after the employer receives a bill for the unpaid tax, the penalty increases to 15%.
4. True. There are late filing and late payment penalties in addition to late deposit penalties that can be charged if returns are not timely.



---

Department of the Treasury  
**Internal Revenue Service**

---

[www.irs.gov](http://www.irs.gov)

---

Publication 3151A (Rev. 07-07)  
Catalog Number 26437R

---